

Product Catalog

Elevator Brushes, Springs, Holders & Coils



Index

Elevator Brushes

	Page
Blocher.....	3
Bull.....	4
Dover-Turnbull.....	5
General Electric.....	8
Imperial Electric.....	9
Leroy-Somer.....	11
Otis.....	13
Siemens.....	15
TECO Westinghouse.....	16

Elevator Parts

	Page
Field Coils.....	17
Brush Holders.....	20
Brush Holders & Kits.....	21
Brush Posts.....	22
Constant Springs.....	25
Other Products Offered By Renown.....	26
About Renown.....	27



Blocher

Brushes for DC Hoist Motors

Renown #	HP	Type: GKA/GSA	Size (LxWxT)
REL-801	12.5	180K	32 x 16 x 10 mm
REL-801	15	180S	32 x 16 x 10 mm
REL-802	20	180M	32 x 16 x 12.5 mm
REL-854	25	180L	32 x 20 x 12.5 mm
REL-850	30	200M	32 x 25 x 12.5 mm
REL-851	40	200L	32 x 25 x 16 mm
REL-850	50	225	32 x 25 x 12.5 mm

Brushes for Generator Set

Renown #	KW	Type: OUA	Size (LxWxT)
REL-801	10	180K	32 x 16 x 10 mm
REL-854	15	180M	32 x 20 x 12.5 mm
REL-850	20	180L	32 x 25 x 12.5 mm
REL-851	25	200M	32 x 25 x 16 mm
REL-850	30	200L	32 x 25 x 12.5 mm

Bull

Motor & Generator Brushes

Renown #	Bull Pn #	Frame	Size (LxWxT)
REL-201	SP54637	301,302, 303, 304, 305, 306, 307	1 x 1 x 5/16
REL-202	SP55345 (B15458)	308, 309, 311, 313, SVV8486, SVV8687, SVV286, STM287 SVV8384, SVV8383, SIM 287,286, 284, SVV 8484	2 x 1-1/4 x 3/8
REL-203	SP55346 (B17977)	SVV2526, SVV2627, SVV6466, SVV6467, SIM311, 312, 326, 327, 367 405, 406, 407, 444, 449, 23A, 23B, 23C, 23D, 29A, 29B, 29C, 29D STM 326, 327, 366, 367	2 x 1-1/4 x 1/2
REL-204	3500/12	VV0, VVJ1, VV1, VV100, VV101, 326, 110,VV110 147LM(narrow) 105LM(narrow)	1-1/4 x 5/8 x 1/2
REL-205	3500/15	VV2,VV102	1-1/4 x 5/8 x 5/8
REL-206	691/5A	VV3, VV4, VV103, VV104, 105LM(wide), 147LM(wide), 167LM, 230LM 250LM, 300LM, 336, 366, 404, 3200	1-5/8 x 1-1/4 x 1/2
REL-207	691-5	VV5, VV6, VV105, VV106	1-5/8 x 1-1/4 x 5/8
REL-208	1714/15	286	1 x 7/8 x 3/8
REL-209			1-1/2 x 1 x 5/16
REL-210	B17976	SIM445, 446,447, 448, 406, 407	2 x 1-1/4 x 5/8
REL-211	B16116	SIM187, 188, 199, 217, 218, 219, 256, 257, 258, 259	1-1/2 x 1 x 7/16
REL-212	SP55107	SVV5454, SVV5556 STM 258	1 x 1 x 7/16
REL-213	HR-10		1-1/4 x 5/8 x 1/4
REL-214	B15458	12,24	2 x 1-1/4 x 3/8

Dover-Turnbull

Brushes

Renown #	Dover-Turnbull #50725-	Mfg	Size (LxWxT)
REL-501	DT-1	TECO Westinghouse	1-3/4 x 1-1/4 x 1/2 Motor
REL-502	DT-2	TECO Westinghouse	1-3/4 x 1-1/4 x 3/8 Motor
REL-503	DT-3	TECO Westinghouse	1-3/4 x 1 x 1/2 Motor
REL-504	DT-4	TECO Westinghouse	1-3/4 x 1-1/4 x 1/2 Motor
REL-505	DT-5	Robbins & Myers	1-3/4 x 1 x 1/2 Motor
REL-506	DT-6	TECO Westinghouse	1-3/4 x 1 x 1/2 Motor
REL-561	DT-7M	Bull Motors & Generators	1-1/2 x 1-1/4 x 1/2 Motor
REL-206	DT-7G	Bull Motors & Generators	1-5/8 x 1-1/4 x 1/2 Generator
REL-507	DT-8	TECO Westinghouse	1-3/4 x 1 x 3/8 Generator
REL-508	DT-9	TECO Westinghouse	1-3/4 x 1-1/4 x 1/2 Generator
REL-509	DT-10, 11	TECO Westinghouse	1-3/4 x 1-1/2 x 3/8 Generator
REL-510	DT-12	Robbins & Myers	1-1/2 x 7/8 x 1/2 Generator
REL-511	DT-13	TECO Westinghouse	1-3/4 x 1 x 1/2 Generator
REL-512	DT-14	TECO Westinghouse	1-1/8 x 3/4 x 3/8 Exciter
REL-512	DT-14S	TECO Westinghouse	1-1/8 x 3/4 x 3/8 Exciter
REL-513	DT-15	TECO Westinghouse	1-3/4 x 1 x 3/8 Exciter
REL-550	DT-16		1.280 x 0.625 x 0.500
REL-204	DT-17	Bull Motors & Generators	1-1/4 x 5/8 x 1/2 Generator
REL-514	DT-18		7/8 x 3/8 x 1/4 Door Tacho
REL-515	DT-19	TECO Westinghouse, Wound Rotor Hoist Motors	1-1/4 x 3/8 x 3/4 Motor Rings
REL-516	DT-20	TECO Westinghouse, Wound Rotor Hoist Motors	2 x 1/2 x 1-3/4 Motor Rings
REL-517	DT-21	Reliance	1-1/4 x 3/4 x 1/4 Rototrol
REL-518	DT-22	TECO Westinghouse	1 x 1/2 x 1/4 Rototrol
REL-519	DT-23	Bull Motors & Generators, Wound Rotor Hoist Motors	1-1/4 x 5/8 x 1 Motor Rings
REL-520	DT-24	TECO Westinghouse	1-3/4 x 1 x 5/8 Motor
REL-205	DT-26	Bull Motors & Generators	1-1/4 x 5/8 x 5/8 Generator
REL-508	DT-27		1-3/4 x 1-1/4 x 1/2 replaced by 50275-9

Dover-Turnbull

Elevator Brushes

Renown #	Dover-Turnbull #50725-	Mfg	Size (LxWxT)
REL-521	DT-28	TECO Westinghouse	1-3/4 x 1-1/2 x 1/2S
REL-522	DT-29	TECO Westinghouse	1-1/4 x 1 x 3/8 Exciter
REL-523	DT-30	TECO Westinghouse	1-3/4 x 1-1/2 x 1/2S Motor
REL-551	DT-31		1-1/8 x 1-1/2 x 1/4 Rototrol
REL-524	DT-32	TECO Westinghouse, Wound Rotor Hoist Motors	1-1/4 x 1/2 x 1 Motor Rings
REL-525	DT-33	TECO Westinghouse	1-3/4 x 5/8 x 1 Motor Rings
REL-526	DT-34	TECO Westinghouse	1-1/2 x 1-1/2 x 1/2S Generator
REL-527	DT-35	TECO Westinghouse	1-1/2 x 1 x 1/2S Generator
REL-552	DT-36		1-1/2 x 1 x 1/2S Motor
REL-528	DT-37	TECO Westinghouse	1-3/4 x 1 x 3/8 Generator
REL-529	DT-38	TECO Westinghouse	1-1/2 x 1 x 3/8 Exciter
REL-530	DT-39	TECO Westinghouse, Wound Rotor Hoist Motors	1-1/2 x 1 x 3/8 Exciter
REL-531	DT-40	TECO Westinghouse	1-1/4 x 3/8 x 3/4 Motor Rings
REL-532	DT-41	TECO Westinghouse	1-1/4 x 1 x 1/2 Gen-Exciter
REL-533	DT-42	Bull Motors & Generators	1-3/4 x 1-1/2 x 3/8 Generator
REL-207	DT-43	Bull Motors & Generators	1-5/8 x 1-1/4 x 5/8 Generator
REL-534	DT-44	Bull Motors & Generators, Wound Rotor Hoist Motors	1 x 3/8 x 1/2 Motor Rings
REL-535	DT-45	Bull Motors & Generators, Wound Rotor Hoist Motors	1-1/8 x 5/8 x 1/2 Motor Rings
REL-536	DT-46	Metadyne	1 x 1/2 x 1/4 Motor
REL-537	DT-47	TECO Westinghouse	1-1/4 x 5/8 x 1/2S Motor
REL-538	DT-48		3/4 x 3/8 x 1/4 Rototrol
REL-201	DT-49	Bull Motors & Generators	1 x 1 x 5/16 Motor
REL-202	DT-50	Bull Motors & Generators	2 x 1-1/4 x 3/8 Motor
REL-203	DT-51	Bull Motors & Generators	2 x 1-1/4 x 1/2 Motor
REL-539	DT-52	Bull Motors & Generators	1 x 1 x 7/16 Motor
REL-401	DT-53	Leroy-Somer	32 x 20 x 8
REL-402	DT-54	Leroy-Somer	32 x 20 x 12

Dover-Turnbull

Elevator Brushes

Renown #	Dover-Turnbull #50725-	Mfg	Size (LxWxT)
REL-208	DT-55	Bull Motors & Generators	1-7/8 x 3/8
REL-601	DT-56	General Electric	2 x 1 x 3/8
REL-602	DT-57	General Electric	2-1/8 x 1x 1/2
REL-603	DT-58	General Electric	2-1/8 x 1-1/4 x 5/8
REL-607	DT-59	General Electric	2 x 1-1/4 x 1/2
REL-608	DT-60	General Electric	2-1/8 x 1-1/4 x 5/8
REL-202	DT-61	Bull Motors & Generators	2 x 1-1/4 x 3/8
REL-553	DT-62		2 x1-1/4 x 5/16
REL-554	DT-63		2 x 1-1/2 x 1/2
REL-555	DT-64		1 x 3/8 x 5/16
REL-556	DT-65		3/4 x 1/2 x 5/16
REL-557	DT-66		3/4 x 3/8 x 3/8
REL-406	DT-67	Leroy-Somer	32 x 32 x 12mm
REL-558	DT-70		2 x 1-1/4 x 3/8
REL-559	DT-71		2 x 1-1/4 x 1/2
REL-410	DT-77	Leroy-Somer	35 x 32 x 8mm
REL-560	DT-72		40 x 20 x 16mm
REL-407	DT-76	Leroy-Somer	50 x 25 x 10mm

General Electric

Motors

Renown #	GE Pn #	Frame	Size (LxWxT)
REL-601	36A164454AB002	LY815, 816, 817	2 x 1 x 3/8
REL-602	36A164555AB002	LY819	2-1/8 x 1 x 1/2
REL-603	36A164456AB002	LY820, 822	2-1/8 x 1-1/4 x 5/8
REL-604	36A164457AB002	LY824	2-1/2 x 1-1/4 x 3/4S
REL-605	894A503PT4		2 x 1-1/4 x 1/2

Generators

Renown #	GE Pn #	Frame	Size (LxWxT)
REL-606	894A502PT14	CD286	2 x 1-1/4 x 3/8
REL-607	894A503PT13	GTE12, 16, 25, 31	2 x 1-1/4 x 1/2
REL-608	894A504PT21		2 x 1-1/4 x 5/8
REL-609	36A161401AA003	GTE40	2-3/4 x 1-1/2 x 3/4S

Brushes for Motor Generator Sets – 240 Volt

Renown #	Frame	OEM#	KW	Size (LxWxT)
REL-701	284/280	901202	5	1-1/2 x 1 x 1/4
REL-701	284/280	901202	7.5	1-1/2 x 1 x 1/4
REL-702	286/280	901102	10	1-1/2 x 1 x 3/8
REL-703	324/320	901703	15	2 x 1-1/4 x 3/8
REL-703	326/320	901703	20	2 x 1-1/4 x 3/8
REL-704	366/360	902003	25	2 x 1-1/2 x 3/8
REL-704	367/360	902003	30	2 x 1-1/2 x 3/8
REL-711	368/360	902602	40	2-1/4 x 1-1/2 x 5/8
REL-711	407/360	902602	50	2-1/4 x 1-1/2 x 5/8
REL-712		901610		1-3/4 x 1-1/4 x 5/16
REL-712		901611		1-3/4 x 1-1/4 x 5/16
REL-712		901612	20	1-3/4 x 1-1/4 x 5/16

Brushes for Hoist Motors – 300 Volt

Renown #	Frame	OEM#	KW	Size (LxWxT)
REL-714	407/360	903311	50	2-1/4 x 1-1/2 x 7/8 split
REL-705	5409/360	902102	60	2 x 1-1/2 x 7/16
REL-711	409/360	902602	75	2-1/4 x 1-1/2 x 5/8

Brushes for Hoist Motors – 240 Volt

Renown #	Frame	OEM#	Kw	Size (LxWxT)
REL -706	284	901210	10	1-1/2 x 1 x 1/4
REL -706	286	901210	10	1-1/2 x 1 x 1/4
REL -706	286	901210	12.5	1-1/2 x 1 x 1/4
REL -707	324	901710	12.5	2 x 1-1/4 x 3/8
REL -707	324	901710	15	2 x 1-1/4 x 3/8
REL -707	326	901710	15	2 x 1-1/4 x 3/8
REL -708	326	902010	20	2 x 1-1/2 x 3/8
REL -708	366	902010	20	2 x 1-1/2 x 3/8
REL -708	366	902010	25	2 x 1-1/2 x 3/8
REL -708	367	902010	25	2 x 1-1/2 x 3/8
REL -708	368	902010	30	2 x 1-1/2 x 3/8
REL -708	368	902010	30	2 x 1-1/2 x 3/8
REL -708	368	902010	40	2 x 1-1/2 x 3/8
REL -708	368	902010	40	2 x 1-1/2 x 3/8
REL -708	368	902010	50	2 x 1-1/2 x 3/8
REL -709	S409	902110	50	2 x 1-1/2 x 7/16
REL -709	407	902110	60	2 x 1-1/2 x 7/16
REL -711	S409	902602	60	2-1/4 x 1-1/2 x 5/8
REL -711	S409	902602	75	2-1/4 x 1-1/2 x 5/8
REL -711	409	902602	75	2-1/4 x 1-1/2 x 5/8

Brushes for Hoist Motors – 300 Volt

Renown #	Frame	OEM#	KW	Size (LxWxT)
REL -709	S409	902110	75	2 x 1-1/2 x 7/16
REL -711	409	902602	75	2-1/4 x 1-1/2 x 5/8
REL -711	409	902602	100	2-1/4 x 1-1/2 x 5/8

Brushes for G.H. & GHA Series MG Sets

Renown #	Leroy-somer #	Frame	Size (LxWxT)
REL-401	2100537	GHA/GHC 181 (This brush also used for sleeve bearing motor Frame 284, 286, 324, 326)	32 x 20 x 8mm
REL-411	2101309	GHA/GHC 182	35 x 20 x 12.5mm
REL-410	2101426	GHA/GHC 183	32 x 32 x 8mm
REL-412	2101361B	GHA/GHC 184	35 x 32 x 12.5mm
REL-411	2101309	GHA/GHC 186	35 x 20 x 12.5mm
REL-411	2101309	GHA/GHC 187	35 x 20 x 12.5mm
REL-405	2100539	GH 182 (This brush also used for sleeve bearing motor Frame 324, 326, 364, 365, 366, 404, 405)	35 x 20 x 12mm
REL-401	2100537	GH183	32 x 20 x 8mm
REL-405	2100539	GH184	35 x 20 x 12mm
REL-405	2100539	GH185	35 x 20 x 12mm
REL-405	2100539	GH186	35 x 20 x 12mm
REL-405	2100539	GH187	32 x 32 x 12mm
REL-406	2100540	GH188 (This brush also used for sleeve bearing motor Frame 404, 405, 406)	32 x 32 x 12mm

Brushes for Ball Bearing Motors

Renown #	Leroy-somer #	Frame	Size (LxWxT)
REL-407	2101364	Hoist 284	50 x 25 x 10mm
REL-407	2101364	Hoist 286	50 x 25 x 10mm
REL-407	2101364	Hoist 324	50 x 25 x 10mm
REL-415	2101519	Hoist 326	50 x 20 x 8mm
REL-409	2101519	Hoist 326	50 x 32 x 8mm
REL-408	2101436	Hoist 364	50 x 32 x 12.5mm
REL-408	2101436	Hoist 366	50 x 32 x 12.5mm
REL-408	2101436	Hoist 404	50 x 32 x 12.5mm
REL-408	2101436	Hoist 405	50 x 32 x 12.5mm
REL-408	2101436	Hoist 406	50 x 32 x 12.5mm
REL-414			50 x 20 x 12.5mm

Leroy-Somer

Split Brushes

Renown #	Leroy-somer #	Frame	Size (LxWxT)
REL-404	2100537-1		32 x 20 x 4+4mm
REL-402	2100539-1		32 x 20 x 6+6mm
REL-403	2100540-1		32 x 32 x 6+6mm
REL-415			40 x 20 x 6+6mm

Gearless Machines

Renown #	Leroy-somer #	Frame	Size (LxWxT)
REL-413	2101507 bevelled bottom	GIR 280 S/M GIR 315 S/M	50 x 20 x 10mm
REL-414	2101520	GIR 450 S/M/L/VL	42 x 20 x 12.5mm
REL-440	2101471	GIR 560 S/M	50 x 20 x 16mm
REL-450	same as REL-413	straight bottom	50 x 20 x 10mm

Elevator Brushes

Renown #	Otis Pn #	SIZE (LxWxT)
REL-100	240AA1	50 x 40 x 12.5mm Generator
REL-100	240AA3	50 x 40 x 12.5mm Generator
REL-100	240AA4	50 x 40 x 12.5mm Generator
REL-130	240B1	1-7/8 x 1-1/2 x 1/2 Motor
REL-101	240B3	2 x 1-1/2 x 1/2 Generator
REL-102	240B4	2 x 1-1/2 x 1/2 Motor
REL-103	240C1	1-3/16 x 1 x 1/4 Generator
REL-104	2.40E+16	2-3/4 x 1-1/4 x 3/8 Generator
REL-105	240F3	2 x 1 x 3/8 Motor
REL-134	240F5	2 x 1 x 3/8 Motor
REL-106	240F11	2 x 1-1/2 x 5/8 Motor
REL-107	240F12	2 x 1-1/2 x 5/8 Generator
REL-131	240F14	2 x 1 x 3/8 Generator
REL-108	240F15	2 x 1-1/2 x 7/8 Motor
REL-109	240F19	1-3/4 x 1-1/2 x 1/2 Motor
REL-132	240F20	2 x 1-1/2 x 3/8 Motor
REL-110	240F22	2 x 1 x 3/8 Generator
REL-133	240F23	2 x 1-1/2 x 5/8 Generator
REL-111	240F25	2 x 1-1/2 x 5/8 Motor
REL-112	240F26	2 x 1 x 3/8 Motor
REL-113	240F27	2 x 1 x 5/8 Motor
REL-114	240J1	1-3/4 x 1-1/2 x 3/8 Motor
REL-115	240J3	1-3/4 x 1-1/2 x 3/8 Motor
REL-116	240P1	1-3/4 x 1-1/2 x 3/8 Motor
REL-117	240P2	1-3/4 x 1-1/2 x 3/8 Generator
REL-118	240P3	1-3/4 x 1-1/2 x 3/8 Motor
REL-117	240P6	1-3/4 x 1-1/2 x 3/8 Generator
REL-117	240P10	1-3/4 x 1-1/2 x 3/8 Generator
REL-137	240P7	1-3/4 x 1-1/2 x 3/8 Generator

Elevator Brushes

Renown #	OTIS PN #	SIZE (LxWxT)
REL-138	240P8	2 x 1-1/2 x 3/8
REL-117	240P11	1-3/4 x 1-1/2 x 3/8 Generator
REL-119	240R1	2 x 1-1/2 x 1/2 Generator
REL-120	240R2	2 x 1-1/2 x 5/8 Generator
REL-121	240R3	2 x 1-1/2 x 1/2
REL-135	240R7	1-3/4 x 1-1/2 x 3/8 Generator Split
REL-135	240R8	1-3/4 x 1-1/2 x 3/8 Generator Split
REL-121	240R9	2 x 1-1/2 x 1/2 Generator
REL-122	240T1	2 x 1 x 3/8 Generator
REL-123	240T5	2 x 1 x 3/8 Motor
REL-124	240T6	2 x 1 x 1/2
REL-136	240W1-2	2 x 1-1/2 x 1/2 Generator Split
REL-125	240W1	2 x 1-1/2 x 1/2 Generator
REL-125	240W3	2 x 1-1/2 x 1/2 Generator
REL-125	240W5	2 x 1-1/2 x 1/2 Generator
REL-126	240Y1	1-7/8 x 1-1/2 x 1/2 Generator Split
REL-126	240Y2	1-7/8 x 1-1/2 x 1/2 Generator Split
REL-139	240T9	2 x .980 x .360
REL-140	240AD8	2 x 1-1/2 x 3/8 Generator Split

Motors

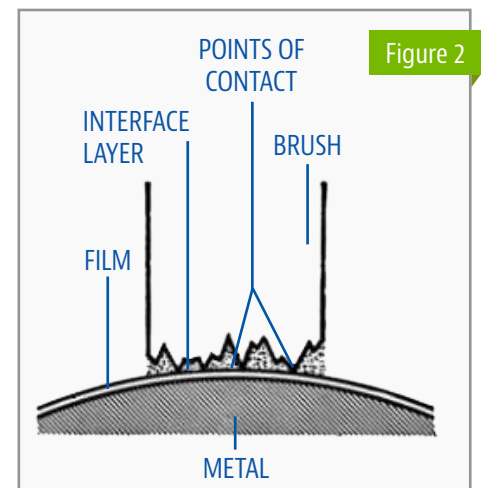
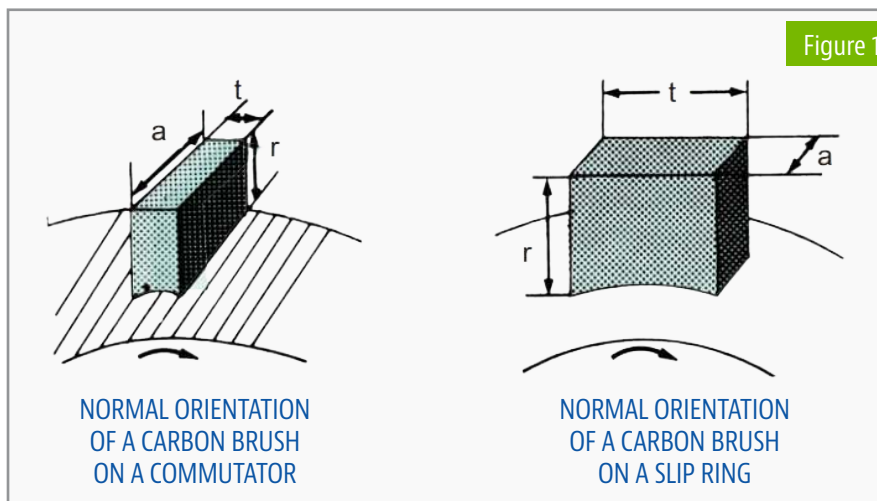
Renown #	Siemens Pn #	KW	Size (LxWxT)
REL-901	Split Brush	35.5	30 x 16 x 10mm

Maintaining Elevator Brushes

Using the wrong brush grade on a slip ring or commutator are some of many issues that negatively affect carbon brush functionality. These mechanical issues can be diagnosed and fixed with a brush survey.

Brush surveys are important to ensure your carbon brushes are in good working order, and to maintain the overall health of your electric motor or generator. Renown Electric provides brush survey field services to analyze and troubleshoot motor problems, and to repair equipment before serious problems can occur.

During our survey, we make sure the ring or commutator provides the right amount of friction, is defect-free and properly chamfered, and has a run-out within acceptable limits, as Figure 1 illustrates. Renown also carefully checks that all electrical conditions are properly adjusted to the correct levels, as Figure 2 shows.



Our state-of-the-art repair capabilities serve a wide range of industries and applications. If you're interested in performing a carbon brush survey, [contact us today](#).

TECO Westinghouse

Generators and Motors

Renown #	Westinghouse #	SIZE (LxWxT)
REL-301	(X38K5)	1-3/4 x 1 x 3/8 Generator
REL-302	(X38L1)	1-1/2 x 1 x 1/2 Split
REL-303	(X38L2)	1-1/2 x 1-1/2 x 1/2 Split
REL-307	771A597G12 (X38Q8)	1-1/2 x 1-1/2 x 1/2 Generator Split
REL-310	771A597G13 (X38Q9)	1-1/2 x 1-1/2 x 5/8 Generator Split
REL-306	771A597G15 (X38Q10)	1-3/4 x 1-1/2 x 1/2 Generator Split
REL-308	SHAPE 'A'	1-1/2 x 1 x 3/8 Generator

Renown #	Westinghouse #	SIZE (LxWxT)
REL-312	769A784G05 (X38R1)	1-1/4 x 1 x 3/8 Motor
REL-313	769A784G11 (X38R4)	1-1/2 x 1-1/2 x 3/8 Motor
REL-315	769A785G08 (X38R26)	1-1/2 x 1 x 1/2 Motor
REL-316	769A785G11 (X38R16)	1-1/2 x 1-1/2 x 3/8 Motor
REL-317	769A785G13 (X38R23)	1-1/2 x 1-1/2 x 5/8 Motor
REL-318	772A934G (722A934H15)	1-3/4 x 1-1/2 x 1/2 Motor
REL-319	SHAPE 'B'	1-1/2 x 1-1/2 x 3/8 Motor
REL-314	X38R5	2-1/2 x 1-1/2 x 1/2"

Field Coils



Motor Manufacturer	Motor/Frame	Coil Part Number	RPM	Set
General Electric	GTE16	--	146	6
General Electric	GTE25	905-995AC-G1	73.4	8/set
General Electric	GTE31	905A995AAGJ	89	--
Bull Motors & Generators	23B	--	103	--
Bull Motors & Generators	GIMIGA	222AR	174	4
Bull Motors & Generators	GTM 16A2	--	147	--
Bull Motors & Generators	GL 12D	--	206	4/set
Bull Motors & Generators	GTM 12B-2	--	191	4set
Bull Motors & Generators	GTM 12C	--	193	--
Bull Motors & Generators	GTM 12C-2	--	267	--
Bull Motors & Generators	GTM 12L-2	--	191	4
Bull Motors & Generators	GTM 14C	--	243	4
Bull Motors & Generators	GTM 29A	--	106	--
Bull Motors & Generators	GTM 23C	--	142	6
Bull Motors & Generators	GTM 130	--	--	4
Bull Motors & Generators	GTM 140	--	124	--
Bull Motors & Generators	GTM 230	--	111	6
Bull Motors & Generators	3200	--	155/147	--

Field Coils



Motor Manufacturer	Motor/Frame	Coil Part Number	RPM	Set
Dover-Turnbull	--	11-69810	159	4
Leroy-Somer	M13.3155	--	210	8
Leroy-Somer	M20.4505	--	153	8
General Electric	352E	905A343BCC1	89	--
Otis	34F	221G1	--	--
Otis	219HT	221CA1	--	8
Otis	77A	221AZ1	74	8
Otis	131HT	221BD1	141	6
Otis	139G	221BX2	760	--
Otis	155HT	221DA1	141	6
Otis	155HT	221DA1	141/123	--
Otis	155HT	221DA2	--	6
Otis	269HT	221BV1	106/149	8
Otis	98G	A221C1	950	4
Otis	77A	5248-111-4	85	8
Otis	112G	A221D4	800	4
Otis	112G	B221D4	800	4
Otis	70	250-586	--	--
Otis	70	ML/221-AE1/157-HX	127	4
Otis	70	5402-III-1	--	--
Otis	70	221AW1/5402-III-6	127	--
Otis	70D	5402-III-5	127	4
Otis	72	221BT1	127	4
Otis	72	5256-III-8	--	--
Otis	72, size 2	5256-III-1	--	--
Otis	74	--	--	--
Otis	74A	5411-III-1	--	--
Otis	77G	B221E5	--	--


Field Coils



Motor Manufacturer	Motor/Frame	Coil Part Number	RPM	Set
TECO Westinghouse	155, type SK	H78169-30 LH29576	133/150	--
TECO Westinghouse	205B	H7 8166-1 LH 24927	--	--
TECO Westinghouse	208DS	309A147	68/112	6
TECO Westinghouse	205FS	T6618-G1	127	6
TECO Westinghouse	205_B	L249274	110/128	6
TECO Westinghouse	405/S	--	191	--
TECO Westinghouse	205FS	309A182	102/127	--
TECO Westinghouse	157S	--	118/150	4
TECO Westinghouse	2040	--	--	--
TECO Westinghouse	2050	--	127	
TECO Westinghouse	2080	--	112	--
TECO Westinghouse	208	--	--	--
TECO Westinghouse	212	--	--	--

Brush Holders

BULL



(For REL 204 Brush) REL 2204


BULL OLD STYLE




(For REL 202 Brush) REL 2202
(For REL 203 Brush) REL 2203

BULL NEW STYLE

BULL



(For REL 206 Brush) REL 2206




(For REL 202 Brush) REL 2202N
(For REL 203 Brush) REL 2203N

Brush Holders & Kits




Renown #	Otis Part No.	Thk	Width	Length	Description
REL 34A2	6134A2		0.50"	1.50"	Holder, brush, 0.500" x 1.500", for 1,2,3, 5BMG; 71, 82GA 77, 89, 98, 112G. For 7/8" brush stem (6134A2)
REL 34B4	6134B4		0.50"	1.50"	Brush holder, 0.500" x 1.500", for 95, 115GB; 98, 112 139G; 98, 112L. For 7/8 brush stem (6134B4)
REL 34B5	6134B5		0.38"	1.50"	Brush holder, 0.375" x 1.500", for 131HT, 139HT, 1EA, 77G, 89F, 77L, 89L. For 7/8 brush stem (6134B5)
REL 34B6	6134B6		0.38"	1.50"	Brush holder, 0.375" x 1.500", for 131HT, 139HT, for 7/8" brush stem, insulated (6134B6)
REL 34B8	6134B8		--	--	Brush holder assembly (6134B8)
REL 34C2	6134C2		0.38"	1.50"	Brush holder, 0.375" x 1.500", for 55X, 63G, 65G. For 5/8 brush stem (6134C2)
REL 34D2	6134D2		0.38"	1.50"	Brush holder, radial, used on 63GA generator (6134D2)
REL 34G1	6134G1		0.63"	1.50"	Brush holder, brush, 0.625" x 1.500". For 72 DWT For 5/8" brush stem (6134G1)
REL 34G2	6134G2		0.63"	1.50"	Brush holder, brush, 0.625" x 1.000". For 72 DWT For 5/8" brush stem (6134G2)
REL 34G3	6134G3		0.63"	1.50"	Brush holder, brush, 0.625" x 1.000". For 72 DWT For 5/8" brush stem, insulated (6134G3)
REL 34G4	6134G4		0.38"	1.00"	Brush holder, brush, 0.625" x 1.000". For 74D, DWT, 77A DWT. For 5/8" brush stem. (6134G4)
REL 34G5	6134G5		0.38"	1.00"	Brush holder, brush, 0.625" x 1.000". For 74D, DWT, 77A DWT. For 5/8" brush stem insulated. (6134G5)
REL 34G6	6134G6		0.38"	1.00"	Brush holder, brush, 0.625" x 1.000". For 70 DWT. For 5/8" brush stem. (6134G6)
REL 34G7	6134G7		0.38"	1.00"	Brush holder, brush, 0.625" x 1.000". For 70 DWT. For 5/8" brush stem insulated. (6134G7)
REL 34H1	6134H1		0.38"	1.00"	Brush holder, brush, 0.375" x 1.000". For 155HT, 219HT, 269HT. For 7/8" brush stem. (6134H1)
REL 34H2	6134H2		0.38"	1.00"	Brush holder, brush, 0.375" x 1.000". For 155HT, 219HT, 269HT. For 7/8" brush stem, insulated (6134H2)
REL 34H3	6134H3		0.50"	1.00"	Brush holder, 0.500" x 1.000", for 269HT, 339HT For 7/8" brush stems (6134H3)
REL 2700	2700CAR18		--	--	Kit; arm, spring, washer & cotter pin for 613Hbrush holder

Brush Holders & Kits



Renown #	Otis Part No.	Width	Length	Description
REL GM1	306GM1	--	--	Base, brush, holder (306GM1)
REL GM2	306GM2	--	--	Base, brush, holder (306GM2)
REL HM1	306HM1	--	--	Base, brush, holder (306HM1)
REL 34R1	6134R1	0.38"	1.25"	Brush holder, for 639AB 1, 3, 4, radial (6134R1)
REL 34R2	6134R2	--	--	Brush holder kit, consisting of (8) 6134R1 holders & (8) (&) 240AD4 brushes (6134R2)
REL 260306	6390AA-IMP/260306	1.50"	1.00"	Brush holder assembly for 6390AA, radial
REL 26032	6390AD-IMP/260302	1.50"	2.00"	Brush holder assembly for 6390AD, radial
REL 264740	6390AD-IMP/264740	--	--	Kit of (8) 2603302 brush holder assemblies, Imperial M-G sets
REL 260303	A6390AF-IMP/260303	1.50"	2.00"	Brush holder for 6390AF, radial
REL 1720	A6390AF-IMP/262420	--	--	Spring clip assembly, imperial M-G sets (262420)
REL 2719521	6383CK-IMP/2719521	--	--	Brush holder spring, 17CT machine motor, Imperial
REL 262432	6390AB-IMP/262432	1.25"	2.00"	Brush holder Assembly for 6390AB, 20
REL 262433	6390AD-IMP/262433	1.50"	2.00"	Brush holder for 6390AD, 20
REL 262434	A6390AF-IMP/262434	1.50"	2.00"	Brush holder for 6390AF, 20
REL 2699532	6333CK-IMP/2699532	1.25"	2.00"	Brush holder & spring for for 17CT machine motor, Imperial
REL 2699888	6333CK-IMP/HOLDER	--	--	Brush holder, 17CT machine motor, Imperial
REL 2699533	6333CM-IMP/2699533	--	--	Brush holder w/spring (2699533)
REL 34J1	6134J1	0.50"	1.56"	Brush holder, for 71GA, 82GA, 95GB, 115GB, for 7/8" brush stem (6134J1)
REL 34J2	6134J2	40mm	40mm	Brush holder, used with 22mm brush stem (6134J2)
REL 34J3	6134J3	0.50"	1.56"	Brush holder, for 63GA w/ 7/8" brush stem (6134J3)
REL 34J4	6134J4	0.38"	1.56"	Brush holder, or 131HT, 139HT, for 7/8" brush stem 6134J4
REL 34J7	6134J7	0.38"	1.50"	Brush holder, for 131HT, 139HT machines, for 22mm brush stem (6134J7)

Brush Holders & Kits



Renown #	Otis Part No.	Thk	Width	Length	Description
REL 2469	6390AA-LS/ B69369	12.5mm	20mm	32mm	Brush holder, Leroy-Somer 6390AA M-G sets
REL 2497	6390AA-LS/ B69997	12.5mm	20mm	32mm	Brush holder w/spring (1), Leroy-Somer 6390AA M-G sets
REL 2470	6390AB- LS/69370	12.5mm	32mm	32mm	Brush holder, Leroy-Somer 6390AB M-G sets
REL 2498	6390AB- LS/69998	12.5mm	32mm	32mm	Brush holder w/springs (2), Leroy-Somer 6390AB M-G sets
REL 2496	6390AD- LS/70196	12.5mm	20mm	32mm	Brush holder w/spring, Leroy-Somer 6390AD M-G sets
REL 1400	6333CK- LS/2300784		25mm	50mm	Brush holder spring, 17CT machine 12-18 HP motor Leroy-Somer
REL 2401	6333CK-LS/ HOLDER		25mm	50mm	Brush holder 25, 17CT machine 12-18 HP motor Leroy-Somer
REL 1401	6333CM-LS/ A69444		--	--	Brush holder, 17CT machine 28-37 HP motor Leroy-Somer
REL 1402	6333CN/ 2300783		--	--	Brush holder, 17CT machine 28-40 HP motor Leroy-Somer
REL 2402	6333CK-IMP/ STEM		--	--	Brush holder, 17CT machine motor, Imperial Electric
REL 2403	6333CN/ C69271		25mm	50mm	Brush holder, 17CT machine 28-40 HP motor Leroy-Somer

Bull Brush Holder Posts



REL 98-04



REL 98-03



REL 98-06



REL 98-05

Constant Springs

BULL OLD STYLE SPRING
 (For Rel 202 Brush) REL 1202
 (For Rel 203 Brush) REL 1203



LEROY SOMER
 (Marked 720) REL 1472
 (Marked 460) REL 1446



BULL NEW STYLE SPRING
 (For Rel 202 Brush) REL 1202N
 (For Rel 203 Brush) REL 1203N



LEROY SOMER GEARLESS
 REL 1413



IMPERIAL
 REL 1720



G.E.
 REL 1620



IMPERIAL
 REL 1730



G.E.
 REL 1630



Sheaves Regrooving and Manufacturing

New Motors



Surplus Motor and Generator Sets




Elevator Traction Machines



Encoder Retrofit Kits



Sheaves Manufacturing



Brake Coils and Custom Winding



About Renown Electric



Renown Electric is a privately-owned company based out of Concord, Ontario specializing in motor management and supply. Founded in 1984, all aspects of electric motor repair, re-manufacture, overhaul, field service, and engineering support are provided by experts 24 hours a day, 7 days a week, 365 day a year.

Renown is an authorized dealer and service representative of most major manufacturers, and can re-manufacture all major AC and DC motors up to 5000 hp. Renown has CSA qualification for the repair and service of motors and generators in hazardous locations as well as ISO 9001 certification. All repairs use the latest computerized

testing techniques, and the service offerings include predictive maintenance, vibration analysis, infrared thermography, oil analysis, and non destructive testing.

Visit our website at www.renown-electric.com, or [contact us](#) with any questions or for more information any time.



**ENGINEERING SUPPORT
PROVIDED 24 HOURS A DAY,
7 DAYS A WEEK,
365 DAY A YEAR**



**CSA QUALIFIED
ISO 9001**



**ALL REPAIRS USE THE LATEST
COMPUTERIZED TESTING
TECHNIQUES**